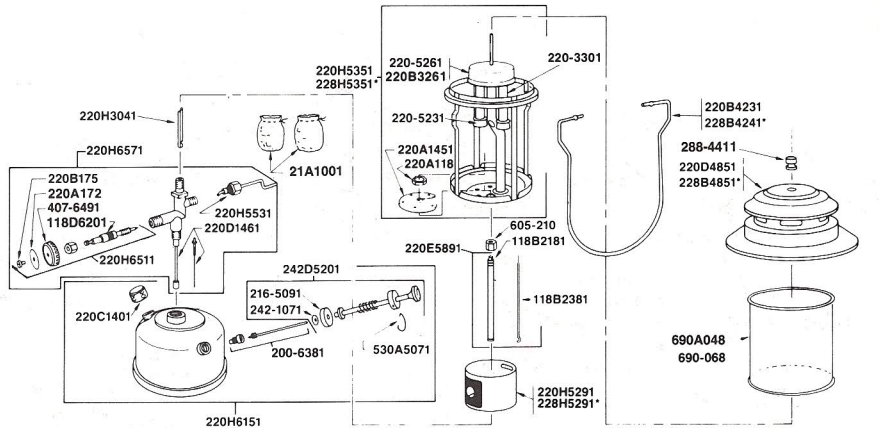


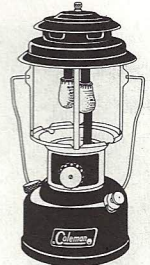
LANTERNS

220H
220J
228H
228J

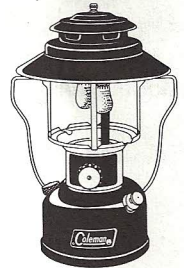
Gasoline Lantern
Discontinued Models



Model 220J & 228J



Model 220J



Model 228J

Model	Fount	Ventilator (Vitreous On Steel)			Lantern Height	Fuel Capacity
		Color	Diameter	Height		
220H	Green	Green	6 $\frac{3}{4}$ "	2 $\frac{5}{8}$ "	13 $\frac{7}{8}$ "	2 Pints
220J	Green	Green	6 $\frac{3}{4}$ "	2 $\frac{5}{8}$ "	13 $\frac{7}{8}$ "	2 Pints
228H	Green	Green	8 $\frac{3}{4}$ "	3 $\frac{1}{16}$ "	13 $\frac{7}{8}$ "	2 Pints
228J	Green	Green	8 $\frac{3}{4}$ "	3 $\frac{1}{16}$ "	13 $\frac{7}{8}$ "	2 Pints

PART NO.	DESCRIPTION	USED ON	PART NO.	DESCRIPTION	USED ON
8B242	Enamel, Fount Green	Not Available	220H5291	Base Rest	
21A1001	Mantle		220H5351	Burner and Frame	Not Available
118B2181	Gas Tip		220H5531	Cleaner Stem Assy.	
118B2381	Needle Assy.		220H6151	Fount Assy.	
118D6201	Valve Stem Packing		220H6511	Valve Stem Assy.	
200-6381	Check Valve and Stem Assy.		220H6571	Valve Assy.	
288-4411	Ball Nut		228B4241	Bail	228 Model . . . Not Available Only
216-5091	Pump Cup		228B4851	Ventilator	228 Model . . . Not Available Only
220A172	Direction Disc		228H5291	Base Rest	228 Model Only
220-3301	Burner Tube		228H5351	Burner and Frame	228 Model . . . Not Available Only
220-5231	Burner Cap and Screen		242-1071	Push Nut	
220-5261	Mixing Chamber		242D5201	Pump Plunger Assy.	
220A118	Nut		407-6491	Valve Wheel	
220A1451	Washer		530A5071	Pump Cap Clip	
220B175	Screw, Valve Wheel		605-210	Generator Nut	
220B3261	Mixing Chamber	H Model only	690A048	Globe, Clear	
220B4231	Bail		690-068	Globe, Amber (Accessory)	Not Available
220C1401	Filler Cap				
220D1461	Fuel and Air Tube				
220D4851	Ventilator				
220E5891	Generator				
220H3041	Eccentric Block				